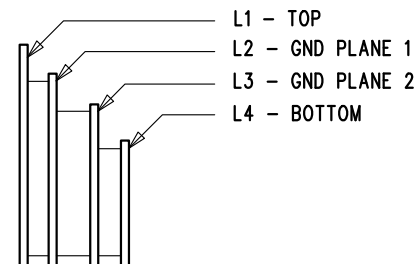


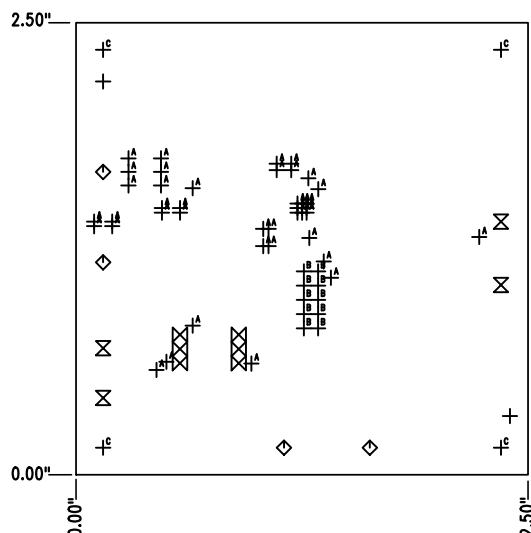
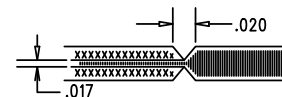
REVISION HISTORY				
ECO	REV	DESCRIPTION	APPR	DATE
-	2	PRODUCTION FAB	MARTY M.	06-05-13

LAYER STRUCTURE



NOTES: UNLESS OTHERWISE SPECIFIED

- FAB PER IPC-A-600.
- MATERIAL: -LEAD FREE ASSEMBLY COMPLIANT, ISOLA FR-370HR OR EQUIVALENT.
-FINISHED THICKNESS TO BE 0.062" +/- .005"
-TOTAL OF 4 LAYERS WITH 2 OZ. CU ON THE OUTER LAYERS
AND 1 OZ. CU ON THE INNER LAYERS.
-FLAMMABILITY RATING: 94 V-0 MINIMUM.
- SIZE: CUT TO DIMENSIONS AND TOLERANCES SHOWN.
0.00 ARE PRIMARY DATUMS.
- DRILLING: -DRILL HOLES PER SCHEDULE. PLATE THROUGH
HOLES WITH COPPER, 0.001" THICK MIN.
-ALL HOLE SIZES ARE SPECIFIED AFTER PLATING.
-HOLE LOCATION TOLERANCES ARE +/-0.003"
IN RELATION TO CENTER
- FINISH: -SMOBC USING LPI BOTH SIDES, COLOR GREEN.
-GOLD IMMERSION BOTH SIDES.
(LEAD FREE SOLDER CAN BE USED FOR PROTOTYPE)
-FOR SILKSCREEN: BOTH SIDES USE WHITE NON-CONDUCTIVE INK.
- DO NOT ALTER ARTWORK e.g. TO ADD LOGO OR DATE CODE.
PAD SIZE CAN BE MODIFIED TO MEET END FINISH.
- PCBS ARE TO BE RoHS COMPLIANT.
- DO NOT ALTER SOLDER MASK MAINTAIN .0018" OVERSIZE
ON SMT PADS. A .005" WEBBING IS REQUIRED BETWEEN SMD PADS.
- SCORING FOR PANELIZED PCB: "PRODUCTION FAB ONLY"



SIZE	QTY	SYM	PLATED	TOL
0.07	2	+	NO	+/-0.003
0.094	4	◇	YES	+/-0.003
0.063	4	⊗	YES	+/-0.003
0.035	6	⊗	YES	+/-0.003
0.01	42	+	YES	+/-0.003
0.03	10	+	YES	+/-0.003
0.19	4	+	YES	+/-0.003

UNLESS OTHERWISE SPECIFIED DIMENSIONS ARE IN INCHES TOLERANCES ON ANGLE ±1 0.XX" = ±0.01" 0.XXX" = ±0.005" INTERPRET DIM AND TOL PER ASME Y14.5M-1994 THIRD ANGLE PROJECTION	APPROVALS		 1630 MCCARTHY BLVD MILPITAS, CA 95035 PH: (408)432-1900 www.linear.com LTC CONFIDENTIAL- FOR CUSTOMER USE ONLY
	PCB DES.	NC	
	APP ENG.	MARTY M.	TITLE: FABRICATION DRAWING: WIDE VIN RANGE FAULT PROTECTED 50mA STEP-DOWN CHARGE PUMP
DO NOT SCALE DRAWING	SCALE: NONE	FILENAME: DC2041A-2.PCB	SIZE N/A I/C NO. LTC3255EMSE DEMO CIRCUIT 2041A REV. 2 SHT 1 of 1